



APPLICATION NOTE

Outdoor connectivity solution EticCUBE

1)	Product description	2
2)	Installation Diagram	3
3)	Pole mounting.....	4
4)	Wall mounting.....	5
5)	Exploded view of the Ethernet connector protective cover.....	5
6)	Verifying the operation of the RAS or IPL device.....	6
7)	Support during your tests.....	6
8)	Virtual Showroom.....	6

Last updated 12/03/2026

1) PRODUCT DESCRIPTION

The EticCUBE solution enables the outdoor installation of RAS Machine Access Boxes and IPL VPN routers, while allowing the antenna to be remotely located up to 100 meters from the industrial process.


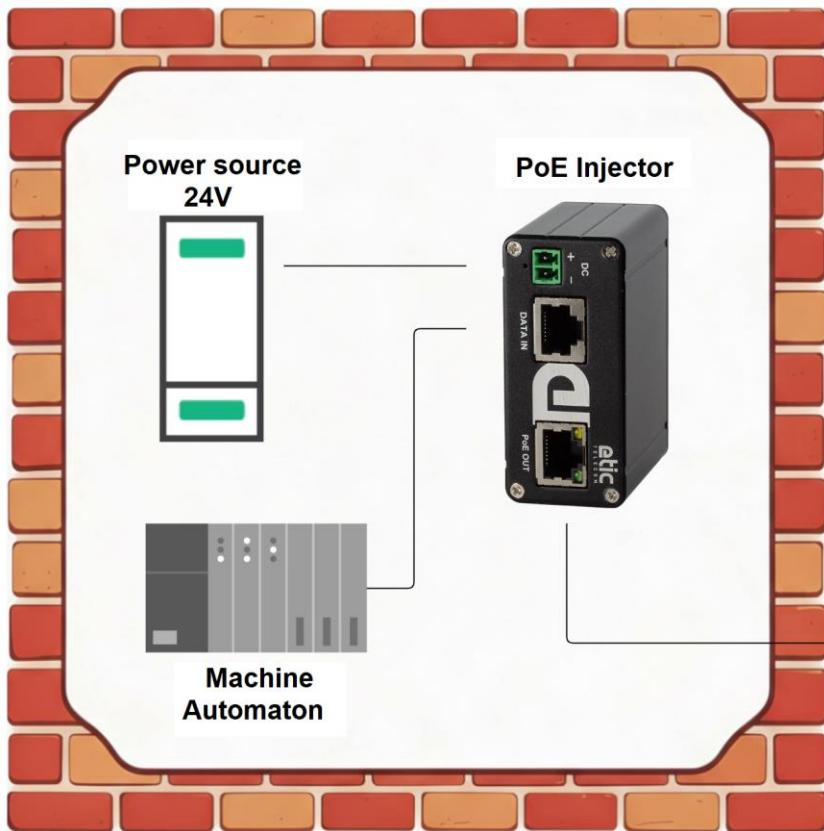
The EticCUBE solution includes:

- An **enclosure**, certified rugged (IP68) and waterproof (IK08)
- An **antenna** with standard gain (4dBi) isotropic 4G/5G
- An 802.3af **PoE splitter** to power the router and transmit data via a single Ethernet cable
- A **PoE injector** is also provided to power the EticCUBE and connect to your machines.
- A wall or pole **mounting kit**

Integrating a **RAS-C-100 or IPL-C-100 router** into the enclosure creates an "all-in-one" solution that simplifies installation. This enables the immediate deployment of advanced outdoor 4G/5G solutions while ensuring reliable, high-speed wireless connectivity.





2) INSTALLATION DIAGRAM




Ethernet <100m
Câble Cat. $\geq 5E$

3) POLE MOUNTING




4) WALL MOUNTING

To minimize interference, it is recommended to install the antenna on a vertical surface, such as the edge of a concrete wall, with a clearance of at least three meters from any metallic wall or structure.



5) EXPLODED VIEW OF THE ETHERNET CONNECTOR PROTECTIVE COVER



6) VERIFYING THE OPERATION OF THE RAS OR IPL DEVICE

Once the installation is complete, ensure that the RAS/IPL router is accessible via its web interface.

By default, the local IP address of the Etic device is 192.168.0.128.

7) SUPPORT DURING YOUR TESTS

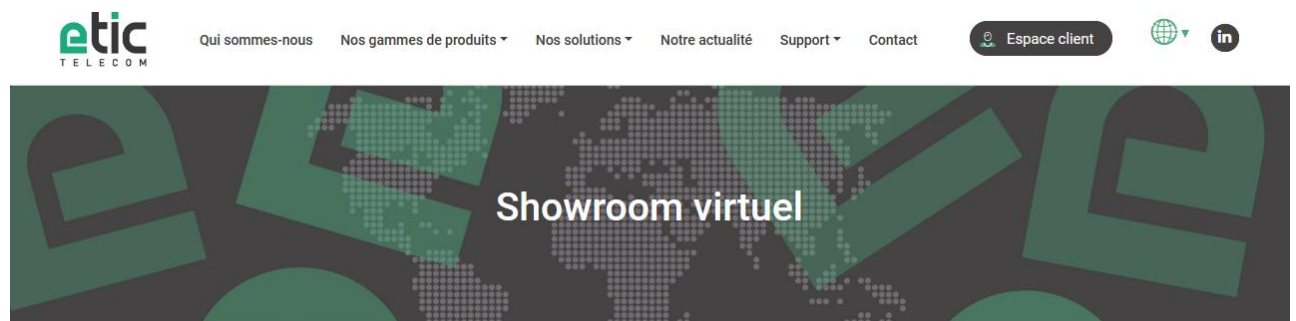
You can reach our hotline by phone +33 4 76 04 20 05

by mail: hotline@etictelecom.com.

8) VIRTUAL SHOWROOM

You can also familiarize yourself with our product configuration by simply visiting our website: www.etictelecom.com.

(under the "Support" section, then "Virtual Showroom").



405 rue Lavoisier
38330 Montbonnot Saint Martin
Tél. +33 (0)4 76 04 20 00

www.etictelecom.com